

# January 2026 Monthly Report



**Total Animals  
 Admitted to SASA\***



**407**

About 13 Per Day

**Incoming Animals**



**118 Dogs and 53 Puppies**


**128 Cats and 26 Kittens**

**82 Other**




**Outgoing Animals**

**207** Adoptions




120 Dogs, 87 Cats, 0 Bunnies

**128** Transferred To A Partner Agency (501c3)




106 Dogs, 22 Cats, 0 Bunnies

**104** Foster




104 Dogs, 0 Cats

**15** Return to owner




15 Dogs, 0 Cats, 0 Bunnies

**54** Trap/Neuter/Return\* & Working Whiskers



**82%** Live Release Rate\*




86% Dogs, 79% Cats

**Additional Shelter Statistics**


**633 Calls For Field Service**

Assist Law Enforcement: 20	Other: 201
Deceased Animal Pick Up: 83	Stray: 109
Investigation: 56	Transport: 56
Trap: 0	Extra Service: 1
Information: 10	Patrol: 94
Rescue: 0	Owned: 1
Wild: 2	



**398.36**  
 Volunteer Hours Donated  
 By 15 Citizens

**18**  
 Animals Diverted From Shelter-  
 animals who we were able to  
 keep out of shelter by returning  
 them home in the field.



\*Total animal intake excludes disposal request and animal dropped off for medical services  
 \*Live Release Rate reflect a rolling 12-month measure, calculated by live outcomes (adoptions, return to owner, transferred out, returned to home) divided by total outcomes (live outcomes + died & lost in care, shelter euthanasia, does not include owner requested euthanasia) For more detailed stats click here.  
 \*TNR (Trap Neuter Return)-This program allows community and feral cats to continue to live their lives outdoors. These cats are vaccinated, ear-tipped, altered and released.